



11 Electric Sites



41 Developed Sites



1 Group Shelter



Handicap Accessible
Tables & Grills



Handicap Accessible
Rest Rooms



Hiking Trails



1 Boat Ramp



Sugarite Canyon State Park



Park Information

Land

3,600 acres

Lake Surface

120 acres

Elevation

7,800 feet

Precipitation

15 inches

• • •

Gate Hours

24 hours

• • •

**Emergency
Numbers**

911

(505) 445-5607

Located on the Colorado border, Sugarite Canyon State Park features heavily wooded mountains and meadows painted with wildflowers and butterflies. Visitors can fish and boat (electric motors only), observe the plentiful wildlife, hike scenic trails, cross-country ski, camp and picnic.

The Coal Camp Interpretive Trail winds through the ruins of the Sugarite coal camp. Coal mining in the area provided an important economic boost to the region and state. The visitor center provides information about the coal camp and the area's history.

An extended cliff of basaltic rock columns, often referred to as "caprock" is the dominant geologic feature at the park. About 12 million years ago, broad sheets of molten lava erupted from a nearby volcano, forming layers of basalt rock 10-100 feet thick, Rock climbing is allowed on the caprock.

There are two lakes - 120 acre Lake Maloya and 3 acre Lake Alice in the park. Lake Dorothey, also about 3 acres, is just north of the park in the adjacent Colorado State Wildlife Area.

A prime location for wildlife viewing and bird-watching, it is highly unlikely that any park visitor will leave without seeing at least one furry, feathered or scaly creature.

Visit us on the web at www.nmparks.com

New Mexico State Parks

P.O. Box 1147, Santa Fe NM 87504 • (505) 476-3355 • (888) NMPARKS



How to get there

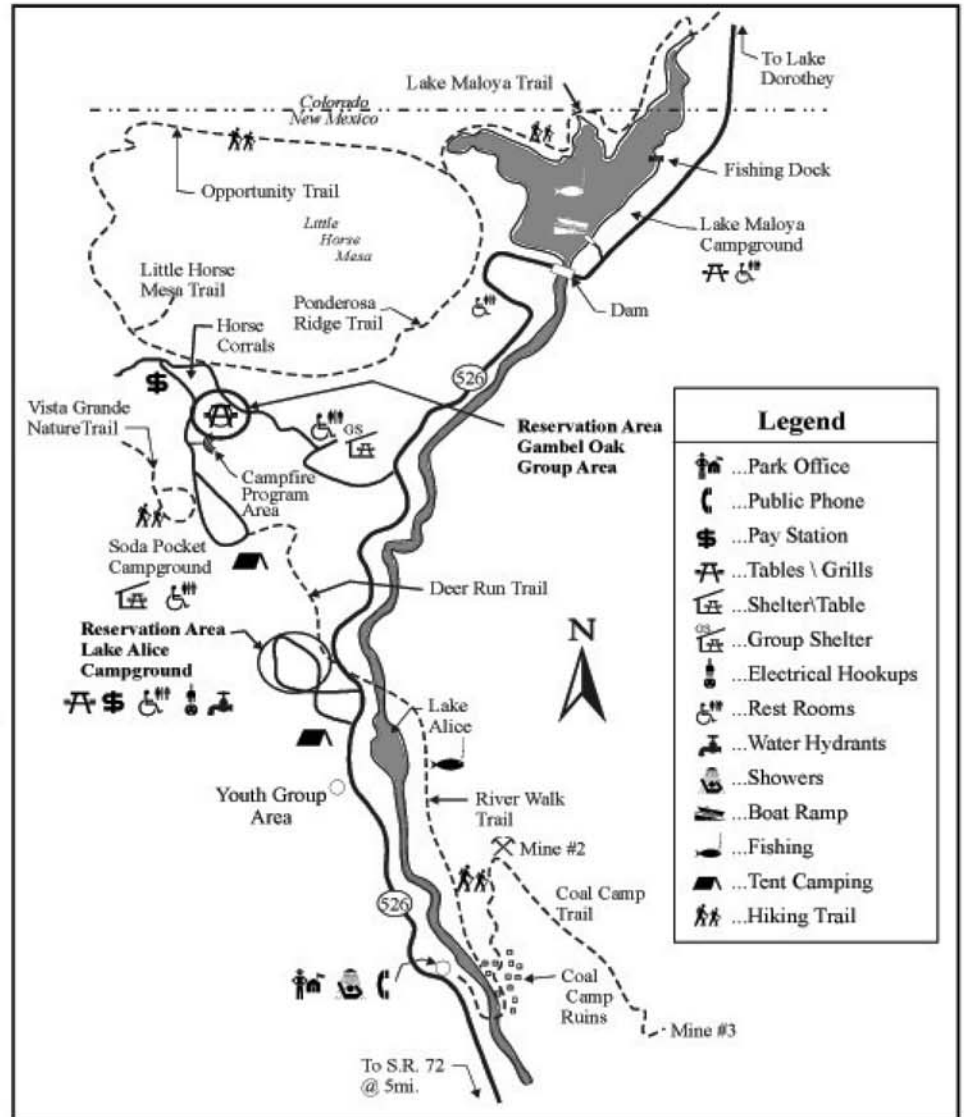
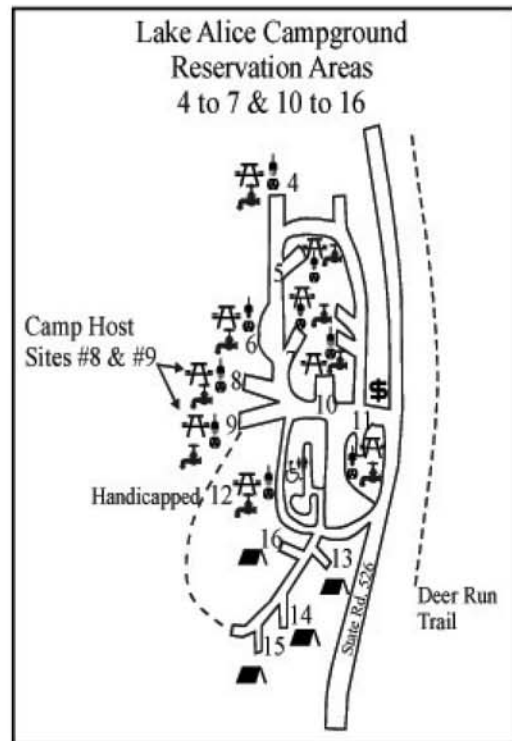
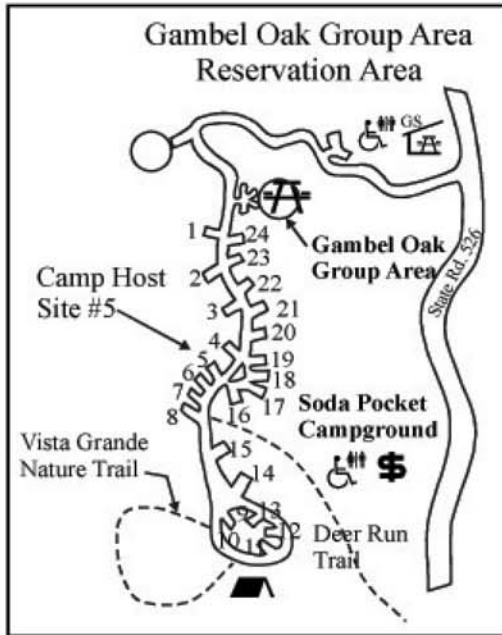
To get to Sugarite Canyon State Park, take I-25 exit 452 at Raton, follow NM 72 east for 3.5 miles, and go north on NM 526 for around two miles.

Sugarite Canyon State Park



HCR 63, Box 386, Raton NM 87740 • (505) 445-5607 / Fax (505) 445-8828

Campgrounds



Legend	
	...Park Office
	...Public Phone
	...Pay Station
	...Tables \ Grills
	...Shelter/ Table
	...Group Shelter
	...Electrical Hookups
	...Rest Rooms
	...Water Hydrants
	...Showers
	...Boat Ramp
	...Fishing
	...Tent Camping
	...Hiking Trail

Make your reservation today at
www.nmparks.com
or call (877) NM-4-RSVP

PARK FEES			
Day Use		Annual Permits - Day Use	
Per Vehicle	\$5	All Parks	\$30
Bicycle Walk-in	Free	Extra Vehicle (Limit One)	\$10
Bus	\$15	Replacement	\$10
		100% Disabled Veterans (resident)	Free
Overnight Camping		Annual Permits - Camping	
Primitive Site	\$8	Valid Jan. 1 - Dec. 31	
Developed Site	\$10	New Mexico Resident	\$180
Electrical Hookup	\$4	Out-of-State	\$225
Sewage Hookup	\$4	Senior Resident 62 or older	\$100
Water Hookup	Free	Physically Disabled Resident	\$100
		Replacement	\$10